

# SPECIFICATION FOR APPROVAL

CUSTOMER: \_\_\_\_\_ PART NO: \_\_\_\_\_

DESCRIPTION: FEB1608-221-NP SUBMIT NO: \_\_\_\_\_

QUANTITY: \_\_\_\_\_ PCS DATE: \_\_\_\_\_

方瑞达电子（香港）有限公司		
FONRITA ELECTRONICS (H.K) CO., LTD.		
MADE	CHECKED	APPROVED
张达	黎敏	邓锋

贵公司承认栏		
APPROVED BY MANGEMNT		
MADE	CHECKED	APPROVED



方瑞达电子（香港）有限公司

FONRITA ELECTRONICS (H.K) CO., LTD.

地址：广东省深圳市龙华新区大浪鹤山路口光浩工业园F栋4楼

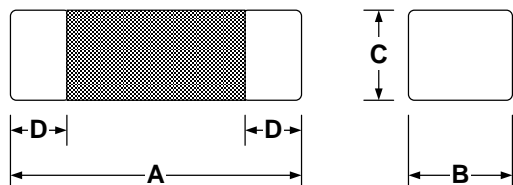
TEL:0755-26617190

FAX:0755-26162625

<b>CUSTOMER :</b>		<b>PART NO.</b>	
<b>SPECIFICATIONS</b>		<b>DATE</b>	
<b>PART NAME</b>	<b>DATA SHEET</b>	<b>SPEC(TYPE)</b>	FEB1608-221-NP

**TEST INSTRUMENT**

- 1. HP 4291A PRECISION LCR METER
- 2. WAYNE PMA3260A LCR METER
- 3. ZENTECH 9052 PROGRAMMABLE AUTO SAFETY TESTER
- 4. WAYNE KERR 3265A CURRENT SOURCE



● **PRODUT IDENTIFICATION:**

FEB 16 08 - 221 - NP  
 1 2 3 4 5

- 1. PRONDUCT SYMBOL
- 2. OUT SIDE DIA:mm
- 3. BODY HEIGHT :mm
- 4. IMPEDANCE:Ω
- 5. Meet ROHS Regulations of Prohibiped 6 Poisonous Materials

ELECTRICAL CHARACTERISTICS				DIMENSION			
ITEM	Z (Ω)	RDC(Ω)	IDC(mA)	A	B	C	D
SPEC.	100MHz	Max.	Max.	m/m	m/m	m/m	m/m
	220±25%	0.25	500	1.6±0.15	0.8±0.15	0.8±0.15	0.3±0.20
1							
2							
3							
4							
5							
6							
7							
8							
9							
10							
$\bar{X}$							
R							
TEST CONDITION		TEMP:	25℃		HUMIDITY:	50%	
DRAWN BY			CHECKED BY		APPROVED BY		
张达			黎敏		邓锋		



方瑞达电子(香港)有限公司

FONRITA ELECTRONICS (H.K) CO.,LTD.

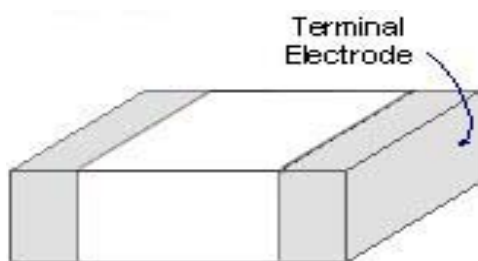
<b>CUSTOMER :</b>		<b>PART NO.</b>	
<b>SPECIFICATIONS</b>		<b>DATE</b>	
<b>PART NAME</b>	<b>MATERIAL LIST</b>	<b>SPEC(TYPE)</b>	FEB1608-221-NP

■ Rating:

Operating Temperature: -55°C~125°C

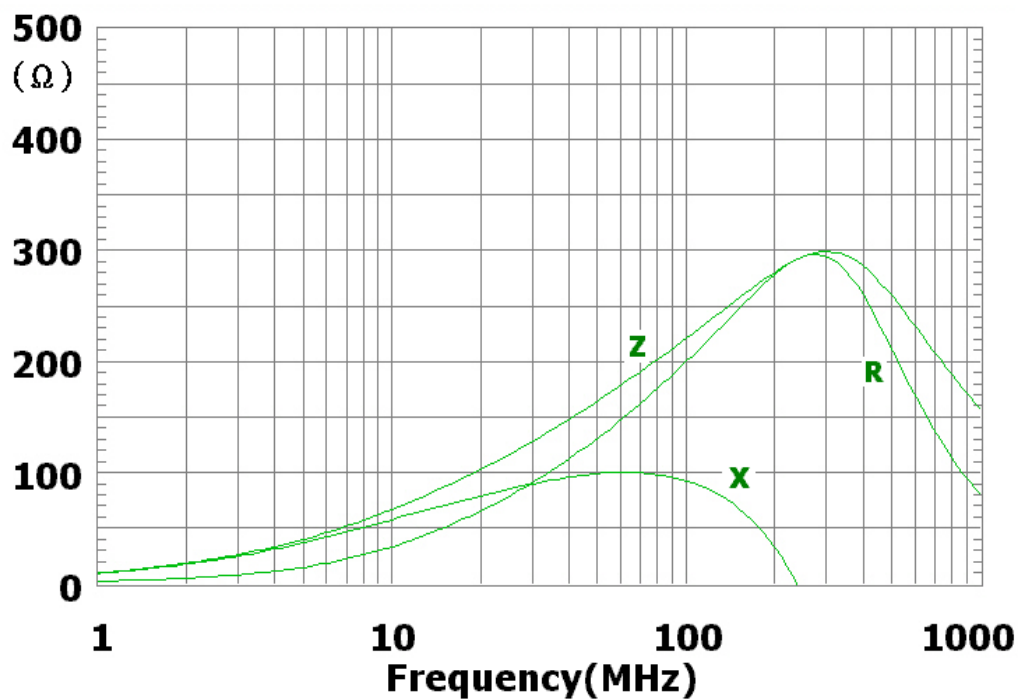
Storage Temperature: -25°C~85°C

■ Marking:



■ Specification

Impedance-Frequency Characteristics

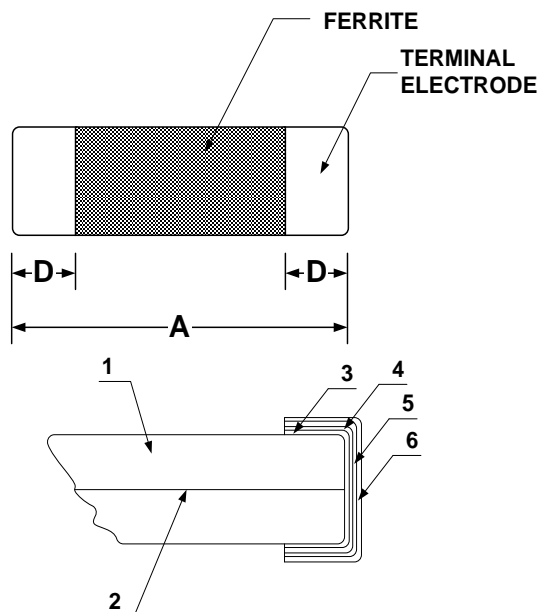


方瑞达电子(香港)有限公司

FONRITA ELECTRONICS (H.K) CO.,LTD.

<b>CUSTOMER :</b>		<b>PART NO.</b>	
<b>SPECIFICATIONS</b>		<b>DATE</b>	
<b>PART NAME</b>	<b>Series Specification</b>	<b>SPEC(TYPE)</b>	FEB1608-221-NP

■ Construction:



NO	PART	MATERLAL
1	Ferrite Substance	NiO-CuO-ZnO-Ferrite
2	Silver electrode	Ag
3	Silver electrode	Ag
4	Cu plating	Cu
5	Ni plating	Ni
6	Sn plating	Sn

■ Standard Testing Condition

	Unless otherwise specified	In case of doubt
Temperature	Ordinary Temperature(15 to 35°C)	20±2°C
Humidity	Ordinary Humidity(25 to 85% RH)	60 to 70 % RH



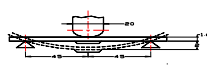
方瑞达电子(香港)有限公司

FONRITA ELECTRONICS (H.K) CO.,LTD.

<b>CUSTOMER :</b>		<b>PART NO.</b>	
<b>SPECIFICATIONS</b>		<b>DATE</b>	
<b>PART NAME</b>	<b>MATERIAL LIST</b>	<b>SPEC(TYPE)</b>	FEB1608-221-NP

■ Reliability of Chip Beads (FEB SERIES)

1.Mechanical Performance

NO	Item	Specification	Test Method
1	Flexure Strength	Appearance :No damage L change :within±10% Q change :within±30%	Test device shall be soldered on the substrate Substrate Dimension:100*40*1.6mm Deflection:2.0mm Keeping Time:30sec For 100505,substratedimension is 100*40*0.8mm 
2	Vibration		Test device shall be soldered on the substrate Oscillation Frequency : 10 to 55to 10Hz for  Amplitude : 1.5mm Time : 2hrs for each axis (X , Y & Z), TOTAL
3	Resistance to Soldering Heat	Appearance :No damage More than 75% of the terminal Electrode should be covered with solder. Impedance: with in ±15% of initial value. Q: within±30%of initial value	Pre-heating: 150°C , 1min Solder Composition: Sn/3.0Ag/0.5Cu Solder Temperature:260±5°C  Immersion Time:10±1SEC  Measured after exposure in the room condition for 24hrs
4	Solderability	The electrodes shall be at least 90% covered with new solder coating	Pre-heating : 150°C, 1min Solder Composition :Sn / Ag =96.5/3.5 Solder Temperature :245±5°C  Immersion Time :4±1sec



<b>CUSTOMER :</b>		<b>PART NO.</b>	
<b>SPECIFICATIONS</b>		<b>DATE</b>	
<b>PART NAME</b>	<b>MATERIAL LIST</b>	<b>SPEC(TYPE)</b>	FEB1608-221-NP

■ Reliability of Chip Beads (FEB SERIES)  
Environmental Performance

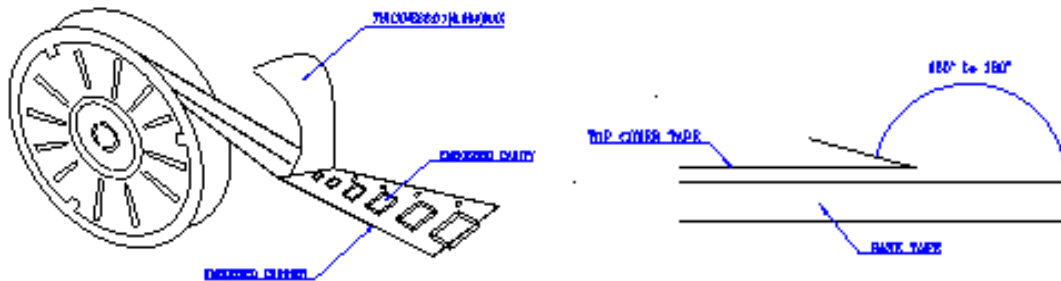
NO	Item	Specification	Test Method		
1	Temperature Cycle	Appearance : No damage	Once cycle:		
		L change : within±10%	Step	Temperature (°C)	Time(min)
		Q change : within±30%	1	-25±3	30
			2	25±2	3
			3	85±3	30
			4	25±2	3
		Total:100chcles Measured after exposure in the room condition for 24hrs			
2	Humidity Resistance		Temperature :40±2°C  Relative Humidity : 90~95% Time : 1000hrs Measured after exposure in the room condition for 24hrs		
3	Heat Temperature Resistance		Temperature :85±3°C Relative Humidity :20% Applied Current: Rated Current Time :1000hrs Measured after exposure in the room condition for 24hrs		
4	Low Temperature Resistance		Temperature :-25±3°C Relative Humidity:0% Time : 1000hrs Measured after exposure in the room condition for 24hrs		



<b>CUSTOMER :</b>		<b>PART NO.</b>	
<b>SPECIFICATIONS</b>		<b>DATE</b>	
<b>PART NAME</b>	<b>CARRIER &amp; REEL</b>	<b>SPEC(TYPE)</b>	FEB1608-221-NP

■ **PACKAGING**

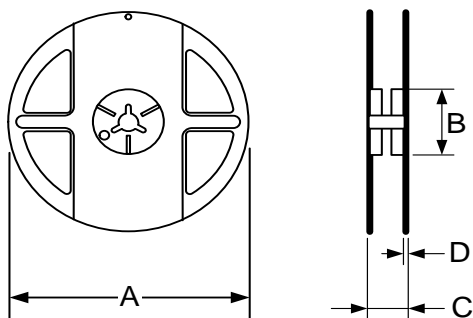
Packaging – Cover tape



Packaging Quantity

TYPE	BULK	PCS/REEL
FEB-1608	✓	4000

■ **REEL DIMENSION :m/m**



TYPE	A	B	C
FEB-1608	178	60	12



方瑞达电子(香港)有限公司

FONRITA ELECTRONICS (H.K) CO.,LTD.